


Flip Connect Snom M65 Quick User Guide



Flip Solutions Ltd t/a Flip Connect
The Maltings, Bridge Street, Hitchin
Hertfordshire, SG5 2DE

☎ 01462 417 999
📠 0870 421 5411
✉ support@flipconnect.co.uk
🏠 www.flipconnect.co.uk



LED indicator (MWI, missed call, low battery)

Signal strength

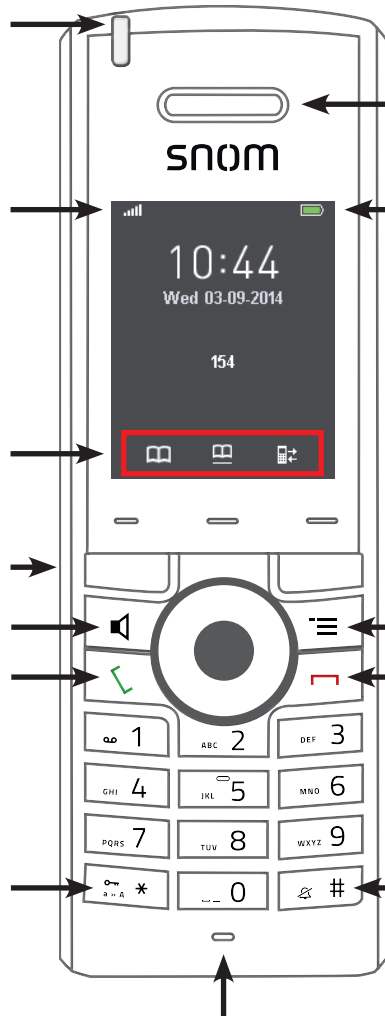
Function key line for context-sensitive keys

Context-sensitive soft keys

Speakerphone (on/off) with LED

- Accepting incoming calls
- Starting to dial numbers
- From idle screen: Call lists, redialing call from call lists

- In editing modes:
 - Letter mode: Press for one second to change input mode (lower case > upper case > v.v.)
 - Numeral mode: Press briefly to type *
- On idle screen: Press for 3 seconds to lock/unlock the keypad



Loudspeaker

Battery charging status

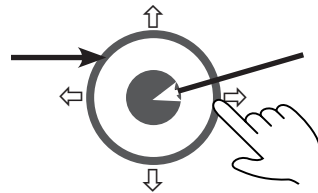
Settings menu

- Ending calls
- Canceling actions & input, returning to previous screen
- Press for at least 3 seconds to turn handset off; press briefly to turn handset on

Pound/hash key

Microphone

Navigation keys: Press top, bottom, left, or right of outer rim to navigate in the respective direction on the display



OK key (confirming actions and settings): Press center

Transferring Calls

- Press transfer soft key
- Dial the extension number you would like to transfer to
- Press the green call button
- Once they answers announce the call
- Press the transfer button again

| OR |

- Press the transfer soft key
- Press the Settings button
- Click central directory
- Search or scroll the user you want to transfer the call to
- Press the green call button
- Once they answers announce the call
- Press the transfer button again